

Contents

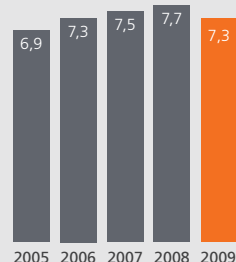
| | | | |
|------------------------------------|----|--|----|
| President's Message | 02 | Chairman's Message | 17 |
| Financial Review | 04 | Corporate Governance | 18 |
| About Us | 06 | Board of Directors | 20 |
| Key Performance Indicators | 07 | Officers of the Corporation | 21 |
| Connecting With our Customers | 08 | Ombudsman's Message | 22 |
| Postal Transformation | 10 | Reporting on the <i>Service Charter</i> and Other Public-Policy Obligations | 23 |
| Lines of Business and Subsidiaries | 12 | Financial Performance | 29 |
| Corporate Social Responsibility | 14 | | |

Financial and Operating Highlights – The Canada Post Group

| Annual Report (in millions of dollars) | | 2009 | 2008 | % CHANGE |
|---|--|---------|---------|----------|
| Operations | | | | |
| Revenue from operations | As reported | \$7,312 | \$7,733 | (5.1)% |
| Income from operations | Revenue from operations – cost of operations | 357 | 139 | 155.0% |
| Operating profit margin (%) | Income from operations ÷ revenue from operations | 4.9% | 1.8% | – |
| Productivity (%) | Cost of operations as a % of revenue from operations | 95.1% | 98.2% | – |
| Income before income taxes | As reported | 379 | 161 | 134.3% |
| Net income | As reported | 281 | 90 | 210.4% |
| Return on equity (%) | Net income ÷ average equity | 17.0% | 6.1% | – |
| Dividend paid | | 0 | 22 | (100)% |
| Dividend payout ratio (%) | Dividend paid as a % of prior year's net income | 0% | 40% | – |
| Cash from operations | As reported | 134 | 598 | (77.9)% |
| Capital expenditures | As reported | 412 | 391 | 5.3% |
| Financial Position | | | | |
| Cash | | 473 | 605 | (21.9)% |
| Total assets | | 6,029 | 5,591 | 7.8% |
| Equity of Canada | | 1,787 | 1,507 | 18.6% |

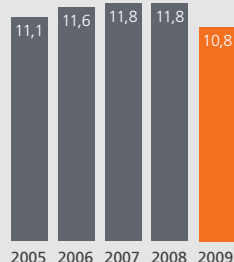
Revenue From Operations

Billions of dollars



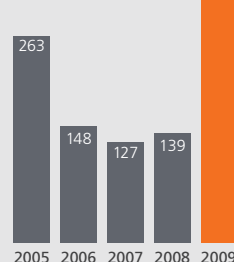
Volume

Billions of pieces



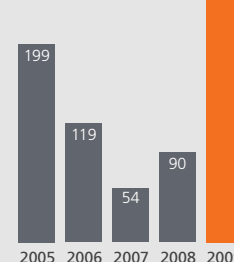
Income From Operations

Millions of dollars



Reported Net Income

Millions of dollars



The Canada Post Group processed 10.8 billion pieces during the 12-month period. Consolidated revenue from operations reached \$7.3 billion and consolidated net income totalled \$281 million.